



**SCIENTIFIC COMMITTEE
TWENTY-FIRST REGULAR SESSION**

Nuku'alofa, Tonga
13 – 21 August 2025

**ANNUAL REPORT TO THE COMMISSION
PART 1: INFORMATION ON FISHERIES, RESEARCH AND STATISTICS**

WCPFC-SC21-AR/CNM-38

VIETNAM

**ANNUAL REPORT TO THE WESTERN AND CENTRAL
PACIFIC FISHERIES COMMISSION (WCPFC)**

PART 1: INFORMATION ON FISHERIES, RESEARCH AND STATISTICS

**TUNA FISHERIES IN 2024
VIET NAM'S ANNUAL FISHERY REPORT**

**DEPARTMENT OF FISHERIES
MINISTRY OF AGRICULTURE AND RURAL DEVELOPMENT**



Scientific data was provided to the Commission in accordance with the decision relating to the provision of scientific data to the Commission by 30 April, 2025.	Yes
If no, please indicate the reason(s) and intended actions:	

CONTENTS

TABLES AND FIGURES	3
SUMMARIES.....	4
INTRODUCTION	5
ANNUAL TUNA FISHERIES INFORMATION	5
I. FLEET STRUCTURE.....	5
II. ANNUAL TUNA CATCHES IN THE VIET NAM'S EEZ	10
III. COASTAL STATE REPORTING	16
IV. OTHER INFORMATION.....	16
1. Tuna export.....	16
2. Tuna import	16
V. APPENDIX.....	17

TABLES AND FIGURES

<i>Table 1: Number of tuna longline vessels in Viet Nam from 2020 to 2024</i>	<i>6</i>
<i>Table 2: Number of tuna handline vessels in Viet Nam from 2020 to 2024</i>	<i>7</i>
<i>Table 3: Number of tuna purse seine vessels in Viet Nam from 2020 to 2024</i>	<i>8</i>
<i>Table 4: Number of tuna gillnetters vessels in Viet Nam from 2020 to 2024</i>	<i>9</i>
<i>Table 5: Summaries of total tuna catches (tons) caught by gear in Viet Nam's EEZ ...</i>	<i>11</i>
<i>Table 6: Total tuna catches in Vietnam's EEZ estimated for tuna longline by species in 2024</i>	<i>12</i>
<i>Table 7: Total tuna catches in Vietnam's EEZ estimated for tuna handline by species in 2024</i>	<i>13</i>
<i>Table 8: Total tuna catches in Vietnam's EEZ estimated for tuna purse sein by species in 2024</i>	<i>14</i>
<i>Table 9: Total tuna catches in Vietnam's EEZ estimated for tuna gillnet by species in 2024</i>	<i>15</i>
<i>Table 10: Total number of tuna fishing vessels by gears and length.....</i>	<i>17</i>
<i>Table 11: Total number of tuna fishing vessels by location from 2020 to 2024</i>	<i>17</i>
<i>Table 12: Total of tuna catches by location from 2020 to 2024 (tons)</i>	<i>18</i>
<i>Table 13: Total of tuna catches by location by species</i>	<i>19</i>
 <i>Figure 1: Number of tuna longline vessels in Viet Nam</i>	 <i>7</i>
<i>Figure 2: Number of tuna handline vessels in Viet Nam</i>	<i>8</i>
<i>Figure 3: Number of tuna purse seine vessels in Viet Nam</i>	<i>9</i>
<i>Figure 4: Number of tuna gillnetters vessels in Viet Nam.....</i>	<i>10</i>
<i>Figure 5: Total tuna catches in Viet Nam in 2024.....</i>	<i>11</i>
<i>Figure 6: Total tuna catches for tuna longline by species in 2024</i>	<i>12</i>
<i>Figure 7: Total tuna catches for tuna handline by species in 2024</i>	<i>13</i>
<i>Figure 8: Total tuna catches for tuna purse sein by species in 2024</i>	<i>14</i>
<i>Figure 9: Total tuna catches for tuna gillnet by species in 2024</i>	<i>15</i>

SUMMARIES

Since 2020, the statistics of fishing vessels and tuna catches were conducted in 12 provinces with 03 additional provinces: Quang Tri, Thua Thien Hue and Tien Giang.

In 2024, the total number of fishing vessels of the four main fisheries targeting tuna species is 5,766 fishing vessels and a decrease of 5.1% compared to 2023 (decreased 310 vessels), of which was 03 longliner (0.1%); 2,538 handliner (44.0%); 2,230 purse seiners (38.7%) and 995 gillnetters (17.3%). The number of tuna fishing vessels has decreased because the handlines, purse seine and gillnets of some provinces such as Quang Tri, Thua Thien Hue, Quang Nam, Binh Dinh, Phu Yen, Khanh Hoa, Ba Ria - Vung Tau and Tien Giang have been converted to other types of fishing or not operating.

Current fishing effort of Vietnamese tuna fleets is still below the maximum sustainable yield. It is noted that all tuna fisheries vessels are now operating in Vietnamese EEZ.

Total tuna catches in Vietnamese EEZ in 2024 was 142,113 tons for four gear types which is still below the maximum sustainable yield of more than about 200,000 tons. Of those, 1,230 tons of bigeye tuna (0.87%); 23,457 tons of yellowfin tuna (16.51%); 72,642 tons of skipjack tuna (51.12%); 285 tons of albacore tuna (0.20%); 9,680 tons of longtail tuna (6.81%); 4,919 tons of kawakawa tuna (3.46%); 9,840 tons of frigate tuna (6.92%); 15,960 tons of bullet tuna (11.23%); 265 tons of dogtooth tuna (0.19%); 1,789 tons of billfish (1.26%) and 1,997 tons of swordfish (1.40%);... Total tuna catches in 2024 decrease by 5.8% compared to 2023 (decreased about 8,675 tons).

In general, Viet Nam is attempting to improve its tuna fisheries management system such as establishing and implementing tuna data collection and to enhance effectiveness of fisheries conservation and management measures. The fisheries regulations have been revising towards harmonizing with the common regional and international regulations e.g. WCPFC, UN, FAO.

INTRODUCTION

The marine capture fisheries play an important role in the Vietnamese economy. They provide food security, employments, income, poverty elimination and national economic growth. In the overall development of the country, the fisheries sector in general and tuna fisheries in particular have thus become an important industry.

The potential of the tuna fisheries has been recognized in the general development of fisheries sector. The oceanic tuna fisheries (for catching Skipjack tuna, Yellowfin tuna, and Bigeye tuna) are recognized as the main sector in national key programs in the past three decades. Four fisheries are using for catching oceanic tuna: longline (LL), handline (HL), purse seine (PS) and gillnet (GN). These fisheries are used by local fishermen of 12 coastal provinces: Quang Tri, Thua Thien Hue, Da Nang, Quang Nam, Quang Ngai, Binh Dinh, Phu Yen, Khanh Hoa, Ninh Thuan, Binh Thuan, Ba Ria - Vung Tau and Tien Giang. However, currently there are very few tuna longline fishing vessels in Phu Yen province (03 vessels).

The tuna vessels are small scale and only operated in the Vietnamese waters. Their catches are preserved with the ice onboard, unloaded at the local home ports and sold to the local middlemen.

ANNUAL TUNA FISHERIES INFORMATION

I. FLEET STRUCTURE

Longline/handline fisheries (LL/HL) is the main fishing method used for catching yellowfin and bigeye tuna. They are highly developed in the central provinces of Vietnam (i.e. Quang Ngai, Binh Dinh, Phu Yen and Khanh Hoa).

The number of tuna LL vessels by 2024 was 03 vessels (*Table 1*) and remains unchanged compared to 2023 (03 vessels). In the period from 2020 to 2024, the number of tuna LL vessels has an average growth rate of 0.0%/year. All of them are licensed to operate in the Vietnamese waters only.

The number of tuna HL vessels by 2024 was 2,538 vessels (*Table 2*). It decreased by 2.8% compared to 2023 (decreased 74 vessels). In the period from 2020 to 2024, the number of tuna HL vessels has an average growth rate of -3.4%/year. All of them are licensed to operate in the Vietnamese waters only.

The number of tuna PS vessels by 2024 was 2,230 vessels (*Table 3*). It decreased by 0.5% compared to 2023 (decreased 12 vessels). In the period from 2020 to 2024, the number of tuna PS vessels has an average growth rate of -4.6%/year. The number of tuna PS vessels has a large volatile, because the number of tuna PS vessels in Quang Tri, Binh Dinh, Binh Thuan, Ba Ria - Vung Tau and Tien Giang has decreased quite significantly.

In 2024, total number of GN vessels registered was 995 vessels (*Table 4*). It decreased by 18.4% compared to 2023 (decreased 224 vessels). In the period from 2020 to 2024, the number of tuna GN vessels has an average growth rate of -14.0%/year. The number of tuna GN vessels has a large volatile, because the number of tuna GN vessels in Quang Tri, Phu Yen, Khanh Hoa, Ninh Thuan and Ba Ria - Vung Tau has decreased quite significantly.

In general, the number of tuna fishing vessels in 2024 decreased of 5.1% compared to 2023 (decreased 310 vessels). In the period from 2020 to 2024, the number of tuna fishing vessels has an average growth rate of -6.2%/year. The number of tuna fishing vessels has decreased because the handlines, purse seine and gillnets of some provinces such as Quang Tri, Thua Thien Hue, Quang Nam, Binh Dinh, Phu Yen, Khanh Hoa, Ba Ria - Vung Tau and Tien Giang have been converted to other types of fishing or not operating.

Table 1: Number of tuna longline vessels in Viet Nam from 2020 to 2024

No	Provinces	2020	2021	2022	2023	Number of tuna fishing vessels by length 2024				
						6-12m	12-15m	15-24m	>24m	Total
1	Quang Tri	0	0	0	0	0	0	0	0	0
2	Thua Thien Hue	0	0	0	0	0	0	0	0	0
3	Da Nang	0	0	0	0	0	0	0	0	0
4	Quang Nam	0	0	0	0	0	0	0	0	0
5	Quang Ngai	0	0	0	0	0	0	0	0	0
6	Binh Dinh	0	0	0	0	0	0	0	0	0
7	Phu Yen	3	3	3	3	0	0	3	0	3
8	Khanh Hoa	0	0	0	0	0	0	0	0	0
9	Ninh Thuan	0	0	0	0	0	0	0	0	0
10	Binh Thuan	0	0	0	0	0	0	0	0	0
11	Ba Ria-Vung Tau	0	0	0	0	0	0	0	0	0
12	Tien Giang	0	0	0	0	0	0	0	0	0
	Total	3	3	3	3	0	0	3	0	3

Figure 1: Number of tuna longline vessels in Viet Nam

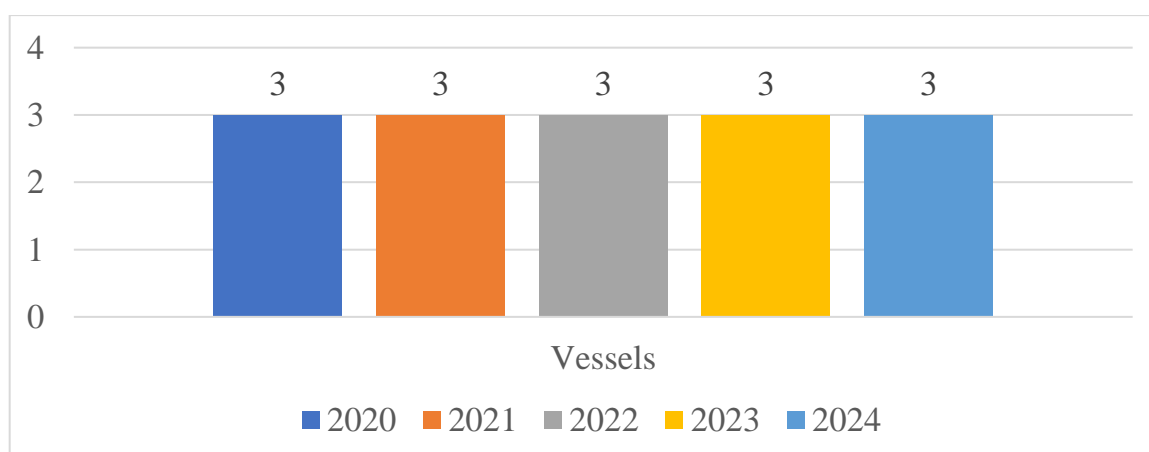


Table 2: Number of tuna handline vessels in Viet Nam from 2020 to 2024

No	Provinces	2020	2021	2022	2023	Number of tuna fishing vessels by length 2024				
						6-12m	12-15m	15-24m	>24m	Total
1	Quang Tri	29	29	27	27	0	0	0	0	0
2	Thua Thien Hue	0	0	0	0	0	0	0	0	0
3	Da Nang	0	0	0	0	0	0	0	0	0
4	Quang Nam	0	0	0	0	0	0	0	0	0
5	Quang Ngai	349	346	321	328	4	0	293	0	297
6	Binh Dinh	1.399	1.419	1.410	1.457	0	0	1.448	0	1.448
7	Phu Yen	530	536	525	525	1	81	442	0	524
8	Khanh Hoa	294	291	309	275	0	0	256	13	269
9	Ninh Thuan	259	386	0	0	0	0	0	0	0
10	Binh Thuan	0	0	0	0	0	0	0	0	0
11	Ba Ria-Vung Tau	6	6	0	0	0	0	0	0	0
12	Tien Giang	52	52	0	0	0	0	0	0	0
	Total	2.918	3.065	2.592	2.612	5	81	2.439	13	2.538

Figure 2: Number of tuna handline vessels in Viet Nam

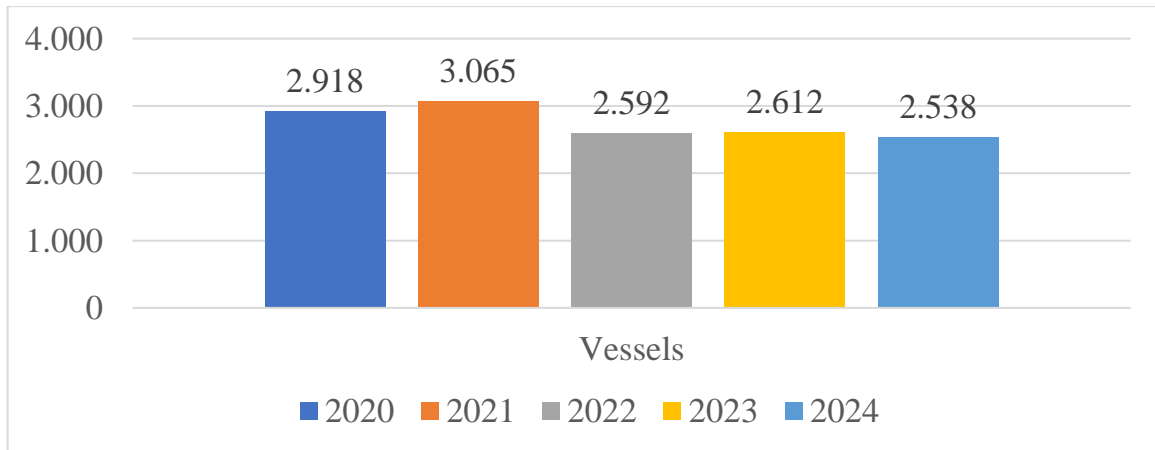


Table 3: Number of tuna purse seine vessels in Viet Nam from 2020 to 2024

No	Provinces	2020	2021	2022	2023	Number of tuna fishing vessels by length 2024				
						6-12m	12-15m	15-24m	>24m	Total
1	Quang Tri	123	123	86	83	0	0	65	6	71
2	Thua Thien Hue	119	119	117	82	0	0	80	0	80
3	Da Nang	116	98	56	52	0	0	69	0	69
4	Quang Nam	133	131	239	259	0	95	160	1	256
5	Quang Ngai	641	641	639	532	61	186	348	7	602
6	Binh Dinh	621	652	641	636	0	0	604	23	627
7	Phu Yen	97	97	97	97	17	36	35	9	97
8	Khanh Hoa	16	15	16	16	0	0	7	4	11
9	Ninh Thuan	286	462	49	39	0	1	92	0	93
10	Binh Thuan	223	230	226	184	0	13	80	0	93
11	Ba Ria-Vung Tau	215	247	176	173	0	0	131	19	150
12	Tien Giang	107	109	96	89	0	0	63	18	81
	Total	2.697	2.924	2.438	2.242	78	331	1.734	87	2.230

Figure 3: Number of tuna purse seine vessels in Viet Nam

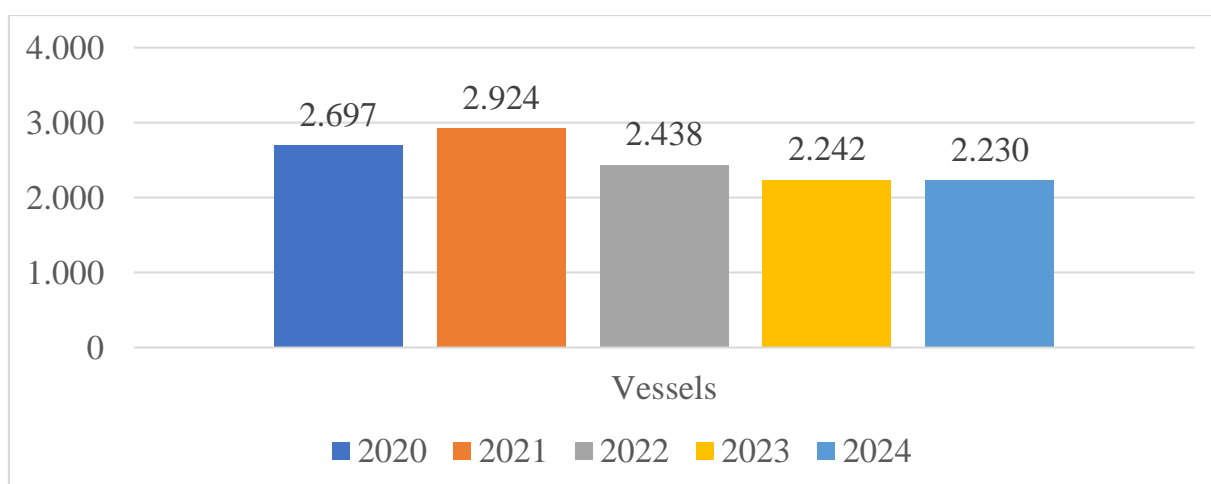
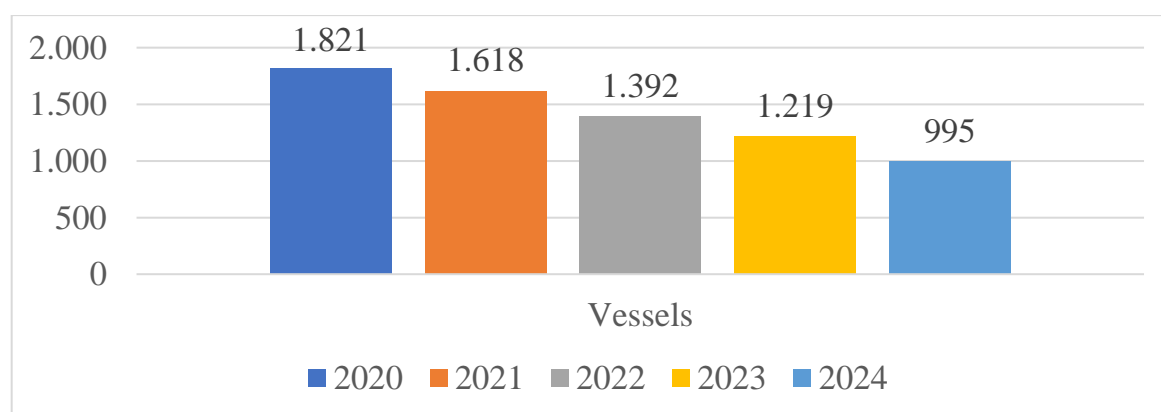


Table 4: Number of tuna gillnetters vessels in Viet Nam from 2020 to 2024

No	Provinces	2020	2021	2022	2023	Number of tuna fishing vessels by length 2024				
						6-12m	12-15m	15-24m	>24m	Total
1	Quang Tri	182	193	332	248	0	0	72	7	79
2	Thua Thien Hue	10	10	28	27	0	0	25	1	26
3	Da Nang	57	44	32	27	0	0	42	0	42
4	Quang Nam	5	5	38	46	0	2	44	0	46
5	Quang Ngai	220	199	190	185	16	1	165	0	182
6	Binh Dinh	17	17	17	10	0	0	9	1	10
7	Phu Yen	60	60	60	60	17	27	5	0	49
8	Khanh Hoa	124	133	209	129	0	1	113	0	114
9	Ninh Thuan	476	282	96	96	0	1	79	2	82
10	Binh Thuan	14	18	18	28	0	8	32	0	40
11	Ba Ria-Vung Tau	520	521	372	363	0	0	307	18	325
12	Tien Giang	136	136	0	0	0	0	0	0	0
	Total	1.821	1.618	1.392	1.219	33	40	893	29	995

Figure 4: Number of tuna gillnetters vessels in Viet Nam



II. ANNUAL TUNA CATCHES IN THE VIET NAM'S EEZ

The total tuna catches are reported by combination of tuna unloaded by longline (LL), handline (HL), purse seine (PS) and gillnet (GN) at local ports of 12 coastal provinces from Quang Tri to Tien Giang: Quang Tri, Thua Thien Hue, Da Nang, Quang Nam, Quang Ngai, Binh Dinh, Phu Yen, Khanh Hoa, Ninh Thuan, Binh Thuan, Ba Ria - Vung Tau and Tien Giang in 2024.

The total tuna catches by 2024 was 142,113 tons, decrease about 8,675 tons compared to 2023 (decreased 5.8%). However, in the period from 2020 to 2024, the total tuna catches has an average growth rate of 6.0%/year. It is noted that these tuna catches unloaded by Vietnamese fishing vessels which operated only in the Vietnam's exclusive economic zone.

Total tuna catches in 2024 decrease compared to 2023, consistent with the trend of reducing the number of tuna fishing vessels, because the handlines, purse seine and gillnets of some provinces such as Quang Tri, Thua Thien Hue, Quang Nam, Binh Dinh, Phu Yen, Khanh Hoa, Ba Ria - Vung Tau and Tien Giang have been converted to other types of fishing or not operating.

The total catches of tuna in 2024 decreased due to a number of main reasons as follows: the number of tuna fishing vessels decreased; some tuna fishing vessels stopped operating or operated only moderately due to increased production costs; some tuna fishing vessels have been converted to other types of fishing;...

Table 5: Summaries of total tuna catches (tons) caught by gear in Viet Nam's EEZ

Fishing gears	2020	2021	2022	2023	Total of tuna catches in 2024 (tons)																
					TUNAS										BILLFISH					Shark	Total 2024
					BET	YFT	SKJ	ALB	LOT	KAW	FRI	BLT	DOT	BIP	BLM	BUM	MLS	SWO	OTH		
Longline	36	21	0	0	0	1	0	0	0	0	0	0	0	0	17	0	0	3	24	0	45
%	0	0	0	0	0	0	0	0	0	0	0	0	0	0	1	0	0	0	3	0	0
Handline	16.806	20.371	18.908	21.346	1.124	19.141	3	93	3	0	0	20	0	0	442	0	0	846	19	0	21.693
%	15	16	12	14	91	82	0	33	0	0	0	0	0	0	26	0	0	77	2	0	15
Purse sein	73.544	76.979	104.185	102.414	60	4.089	59.584	0	6.450	4.071	6.393	13.297	244	4	5	0	3	4	0	6	94.209
%	65	61	68	68	5	17	82	0	67	83	65	83	92	10	0	0	100	0	0	63	66
Gillnet	22.143	29.687	29.827	27.028	45	226	13.055	192	3.227	849	3.447	2.642	21	36	1.263	59	0	247	852	4	26.165
%	20	23	20	18	4	1	18	67	33	17	35	17	8	90	73	100	0	22	95	37	18
Total	112.529	127.058	152.920	150.788	1.230	23.457	72.642	285	9.680	4.919	9.840	15.960	265	40	1.727	59	3	1.100	896	10	142.113

Figure 5: Total tuna catches in Viet Nam in 2024

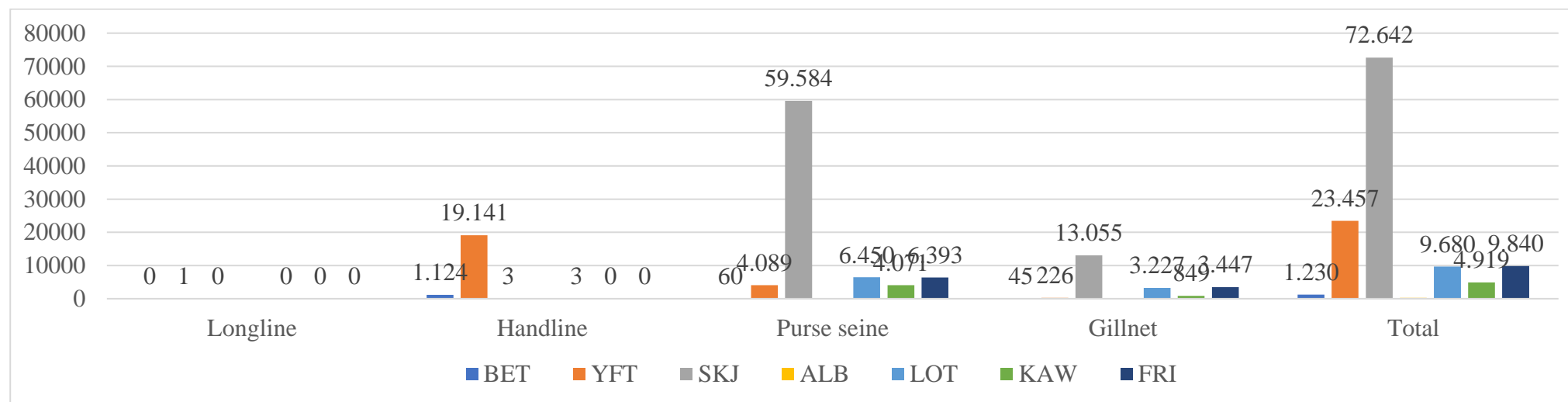


Table 6: Total tuna catches in Vietnam's EEZ estimated for tuna longline by species in 2024

Provinces	2020	2021	2022	2023	Total of tuna catches in 2024 (tons)																
					TUNAS										BILLFISH					Shark	Total 2024
					BET	YFT	SKJ	ALB	LOT	KAW	FRI	BLT	DOT	BIP	BLM	BUM	MLS	SWO	OTH		
Quang Tri	0	0,0	0,0	0,0	0	0	0	0	0	0	0	0	0	0	0	0	0	0	0	0	0,0
Thua Thien Hue	0	0,0	0,0	0,0	0	0	0	0	0	0	0	0	0	0	0	0	0	0	0	0	0
Da Nang	0	0,0	0,0	0,0	0	0	0	0	0	0	0	0	0	0	0	0	0	0	0	0	0
Quang Nam	0	0,0	0,0	0,0	0	0	0	0	0	0	0	0	0	0	0	0	0	0	0	0	0
Quang Ngai	0	0,0	0,0	0,0	0,0	0,0	0,0	0,0	0,0	0,0	0,0	0,0	0,0	0,0	0,0	0,0	0,0	0,0	0,0	0,0	0,0
Binh Dinh	0	0,0	0,0	0,0	0,0	0	0	0	0	0	0	0	0	0	0	0	0	0	0	0	0
Phu Yen	36	20,5	0,0	0,0	0,1	0,6	0,0	0	0	0	0	0	0	0	17,3	0	0	3,0	24,4	0,0	45,4
Khanh Hoa	0	0,0	0,0	0,0	0,0	0,0	0,0	0,0	0,0	0,0	0,0	0,0	0,0	0,0	0,0	0,0	0,0	0,0	0,0	0,0	0,0
Ninh Thuan	0	0,0	0,0	0,0	0	0	0,0	0,0	0,0	0,0	0,0	0,0	0,0	0,0	0,0	0,0	0,0	0	0,0	0	0,0
Binh Thuan	0	0,0	0,0	0,0	0,0	0,0	0,0	0	0	0	0	0	0	0,0	0	0	0	0	0	0,0	0,0
Ba Ria-Vung Tau	0	0,0	0,0	0,0	0	0	0	0	0	0	0	0	0	0	0	0	0	0	0	0	0
Tien Giang	0	0,0	0,0	0,0	0	0	0	0	0	0	0	0	0	0	0	0	0	0	0	0,0	0,0
Total	36	21	0	0	0,1	0,6	0	0	0,0	0	0	0	0	0	17,3	0	0	3,0	24,4	0	45,4

Figure 6: Total tuna catches for tuna longline by species in 2024

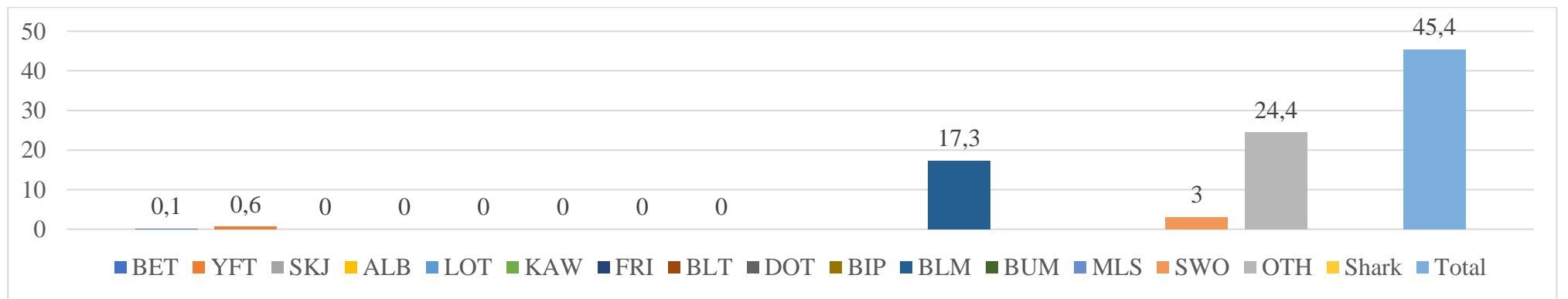


Table 7: Total tuna catches in Vietnam's EEZ estimated for tuna handline by species in 2024

Provinces	2020	2021	2022	2023	Total of tuna catches in 2024 (tons)																Shark	Total 2024
					TUNAS										BILLFISH							
					BET	YFT	SKJ	ALB	LOT	KAW	FRI	BLT	DOT	BIP	BLM	BUM	MLS	SWO	OTH			
Quang Tri	10	10,0	5,0	0,0	0	0	0	0	0	0	0	0	0	0	0	0	0	0	0	0	0,0	
Thua Thien Hue	0	0,0	0,0	0,0	0	0	0	0	0	0	0	0	0	0	0	0	0	0	0	0	0	
Da Nang	0	0,0	0,0	0,0	0	0	0	0	0	0	0	0	0	0	0	0	0	0	0	0	0	
Quang Nam	0	0,0	0,0	0,0	0	0	0	0	0	0	0	0	0	0	0	0	0	0	0	0	0	
Quang Ngai	1.250	1.442,7	2.155,9	1.358,8	0,5	1.417,5	2,5	15,6	0,0	0,0	0,0	20,4	0,0	0,0	45,7	0,0	0,0	25,2	5,0	0,0	1.532,4	
Binh Dinh	10.350	11.585,0	11.940,0	13.047,0	1.078,0	12.027	0	77	0	0	0	0	0	0	286	0	0	558	0	0	14.026,0	
Phu Yen	3.100	3.325,7	3.244,9	4.095,0	45,4	3.691,0	0,5	0	0	0	0	0	0	0	36,7	0	0	129,4	0,7	0,0	3.903,7	
Khanh Hoa	2.096	3.112,0	1.195,1	2.154,1	0,6	2.005,7	0,0	0,0	3,3	0,0	0,0	0,0	0,0	0,0	73,9	0,0	0,0	133,5	13,5	0,0	2.230,5	
Ninh Thuan	0	724,6	0,0	0,0	0	0	0,0	0,0	0,0	0,0	0,0	0,0	0,0	0,0	0,0	0,0	0,0	0	0,0	0	0,0	
Binh Thuan	0	87,0	367,0	691,2	0,0	0,0	0,0	0	0	0	0	0	0	0,0	0	0	0	0	0	0,0	0,0	
Ba Ria-Vung Tau	0	84,0	0,0	0,0	0	0	0	0	0	0	0	0	0	0	0	0	0	0	0	0	0	
Tien Giang	0	0,2	0,0	0,0	0	0	0	0	0	0	0	0	0	0	0	0	0	0	0	0,0	0,0	
Total	16.806	20.371	18.908	21.346	1.124,5	19.141,2	3	93	3,3	0	0	20	0	0	442,3	0	0	846,1	19,2	0	21.692,6	

Figure 7: Total tuna catches for tuna handline by species in 2024

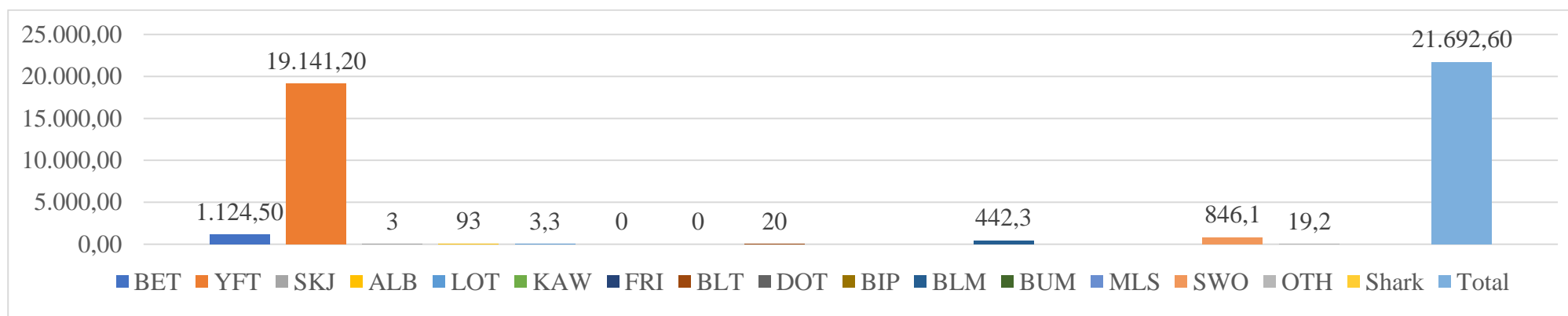


Table 8: Total tuna catches in Vietnam's EEZ estimated for tuna purse sein by species in 2024

Provinces	2020	2021	2022	2023	Total of tuna catches in 2024 (tons)																
					TUNAS										BILLFISH					Shark	Total 2024
					BET	YFT	SKJ	ALB	LOT	KAW	FRI	BLT	DOT	BIP	BLM	BUM	MLS	SWO	OTH		
Quang Tri	40	50	35	153	0	0	12,4	0	0	0	0	181	0	0	0	0	0	0	0	0	193,8
Thua Thien Hue	0	305	276	260	0,0	0,0	0,0	0	0	0	280,5	0	0	0	0	0	2,5	0	0,0	0,0	283,0
Da Nang	2.856	3.904	2.545	1.497	40	70	1.180	0	45	0	640	350	3	2	0	0	0	0	0	0	2.330,0
Quang Nam	4.424	5.016	7.920	3.300	0,0	46,4	1.202,9	0	11,6	549,0	924,4	717,0	0	0	0	0	0	0	0	0,0	3.451,2
Quang Ngai	5.797	3.264	15.824	14.350	0	3.219,6	9.946,7	0,0	285,0	245,0	14,2	1.277,1	1,7	0,0	0,0	0,0	0,0	0	0,0	0,0	14.989,3
Binh Dinh	33.850	39.747	46.260	50.760	0,0	276	39.500	0	3.844	0	529	7.844	0	0	5	0	0	4	0	0	52.002,0
Phu Yen	1.919	2.279	38	2.823	0	0	2.320,0	0	234,8	0	34,2	307,7	0	0	0	0	0	0,0	0,1	0,0	2.896,9
Khanh Hoa	1.315	2.050	2.471	2.817	0,0	409,4	1.272,4	0,0	142,1	1,1	218,4	133,0	0,0	0,0	0,0	0,0	0,0	0,0	0,0	0,0	2.176,4
Ninh Thuan	501	918	1.313	1.496	2,9	10,7	612,1	0,0	312,4	38,6	170,4	85,2	238,6	0,0	0,0	0,0	0,0	0	0,0	0,0	1.470,9
Binh Thuan	20.264	14.067	15.039	12.882	0,0	30	1.097,0	0	609	2.025	2.584	1.492	1	2	0	0	0	0	0	6	7.846,0
Ba Ria-Vung Tau	2.284	4.720	7.654	6.413	17	27	2.390	0	850	620	950	910	0	0	0	0	0	0	0	0	5.764,0
Tien Giang	294	659	4.810	5.663	0	0,0	50,0	0,0	116,0	592,0	48,0	0,0	0,0	0,0	0,0	0,0	0,0	0	0	0,0	806,0
Total	73.544	76.979	104.185	102.414	60	4.089,1	59.583,5	0	6.449,9	4.070,7	6.393,0	13.297	244	4	5	0	3	4	0	6	94.209,5

Figure 8: Total tuna catches for tuna purse sein by species in 2024

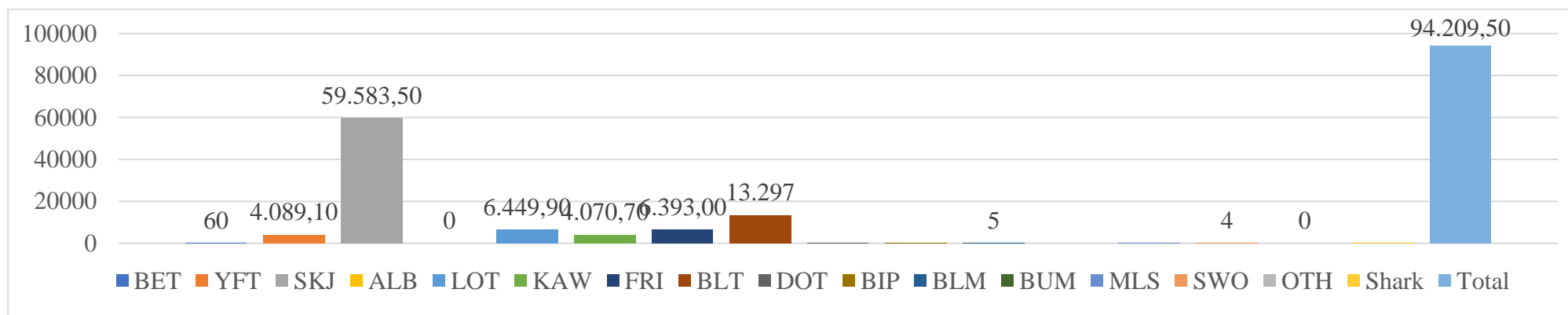
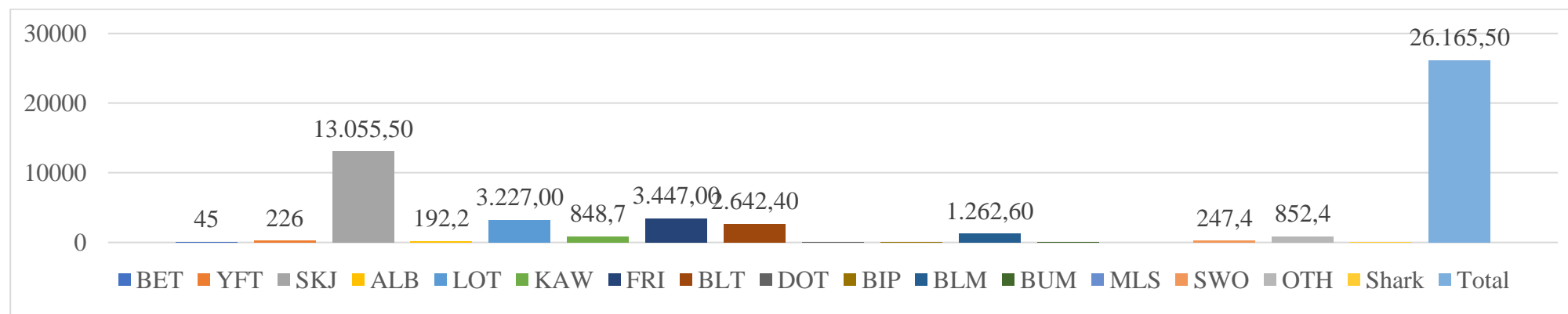


Table 9: Total tuna catches in Vietnam's EEZ estimated for tuna gillnet by species in 2024

Provinces	2020	2021	2022	2023	Total of tuna catches in 2024 (tons)																
					TUNAS										BILLFISH					Shark	Total 2024
					BET	YFT	SKJ	ALB	LOT	KAW	FRI	BLT	DOT	BIP	BLM	BUM	MLS	SWO	OTH		
Quang Tri	400	530	771	563	0,0	0,0	88,1	0,0	304,0	0,0	26,0	15,6	0,0	0,0	0,0	0,0	0,0	5,4	0,0	0,0	439,1
Thua Thien Hue	30	67	49	37	0,0	0,0	0,0	0,0	0,0	0,0	42,5	0,0	0,0	0,0	0,0	0,0	0,0	0,0	1,5	0,0	44,0
Da Nang	1.681	1.559	1.700	1.262	30,0	35,0	1.420,0	15,0	54,0	5,5	155,0	110,0	20,0	35,0	35,0	0,0	0,0	40,0	75,0	0,5	2.030,0
Quang Nam	0	0	0	19	0,0	0,0	61,9	0,0	0,0	66,5	0,0	0,0	0,0	0,0	0,0	0,0	0,0	0,0	0,0	0,0	128,3
Quang Ngai	2.254	1.191	1.530	1.606	0,0	72,3	1.485,7	0,0	0,6	0,0	28,7	20,4	0,0	0,0	131,0	0,0	0,0	0,0	110,7	0,0	1.849,4
Binh Dinh	14	0	355	432	0,0	7,0	447,0	0,0	3,0	0,0	8,0	1,0	0,0	0,0	50,0	0,0	0,0	10,0	0,0	0,0	526,0
Phu Yen	1.186	535	17	955	0,0	0,0	815,3	0,0	76,2	0,0	182,0	34,2	0,0	0,0	0,0	0,0	0,0	0,0	21,9	0,0	1.129,6
Khanh Hoa	12.936	19.650	13.015	12.193	0,0	73,3	5.652,3	177,2	1.244,4	16,7	1.776,8	1.038,2	0,0	0,1	1.043,6	0,0	0,0	161,5	493,9	0,0	11.678,0
Ninh Thuan	1.774	1.613	1.980	1.756	1,2	16,4	1.179,2	0,0	754,8	128,0	328,0	0,0	0,0	0,0	0,0	0,0	0,0	30,0	23,4	0,0	2.461,0
Binh Thuan	129	889	2.181	2.085	2,0	1,0	256,0	0,0	110,0	219,0	150,0	173,0	1,0	0,5	3,0	0,0	0,0	0,5	30,0	3,0	949,0
Ba Ria-Vung Tau	1.739	3.653	8.230	6.120	12,0	21,0	1.650,0	0,0	680,0	413,0	750,0	1.250,0	0,0	0,0	0,0	59,0	0,0	0,0	96,0	0,0	4.931,0
Tien Giang	0	0,0	0,0	0,0	0,0	0,0	0,0	0,0	0,0	0,0	0,0	0,0	0,0	0,0	0,0	0,0	0,0	0,0	0,0	0,0	0,0
Total	22.143	29.687	29.827	27.028	45	226,0	13.055,5	192,2	3.227,0	848,7	3.447,0	2.642,4	21	35,6	1.262,6	59	0	247,4	852,4	4	26.165,5

Figure 9: Total tuna catches for tuna gillnet by species in 2024



III. COASTAL STATE REPORTING

There are currently no foreign tuna fishing vessels licensed to operate in the Vietnamese waters, and also no Vietnamese tuna fishing vessels are licensed to operate in the WCPFC waters and other countries.

IV. OTHER INFORMATION

1. Tuna export

In recent years, tuna has always accounted for the largest proportion in the total seafood export turnover, and the group has the third largest value in the total seafood export turnover of Vietnam. From 2017 to 2022, the proportion of tuna export value in the total seafood export turnover has increased from 7.1% in 2017 to 9.5% in 2022.

In 5 years, from 2017 to 2022, Vietnam's tuna exports have increased by 28% from 593 million USD in 2017 to 1 billion USD in 2022. Vietnam's tuna export value during this period grew at an average rate of 9%/year. The main exported tuna species of Vietnam include yellowfin tuna, bigeye tuna, skipjack tuna...

Vietnamese tuna products have been exported to more than 100 markets around the world. In which, the US, EU, the Middle East and CPTPP countries are the four largest markets for Vietnam's tuna consumption, accounting for 82 - 86% of Vietnam's total tuna export turnover.

In the US market, for the whole year of 2022, tuna exports to the US still increased by 44%, reaching nearly 487 million USD.

In 2023, the total value of Vietnam's tuna export turnover will reach 845.1 million USD. Of which, the frozen tuna group (HS03) reached 452.9 million USD, the processed and canned tuna group (HS16) reached 392.2 million USD.

In 2024, the total value of Vietnam's tuna export turnover will reach about 988.8 million USD (increased by 17% compare to 2023). Of which, the frozen tuna group (HS03) reached about 524.1 million USD (53%), the processed and canned tuna group (HS16) reached about 464.7 million USD (47%).

2. Tuna import

In 2022, there are 21 times of foreign shipping vessels docking at designated ports to import fisheries products originating from foreign fishing into Vietnam according to the provisions of the Agreement on Port State Measures (PSMA), with the volume of imported fisheries products is 59,030,580 kg.

In 2023, there are 20 times of foreign shipping vessels docking at designated ports to import fisheries products originating from foreign fishing into Vietnam according to the provisions of the Agreement on Port State Measures (PSMA), with the volume of imported fisheries products is 42,483,430 kg.

In 2024, there are 33 times of foreign shipping vessels docking at designated ports to import fisheries products originating from foreign fishing into Vietnam according to the provisions of the Agreement on Port State Measures (PSMA), with the volume of imported fisheries products is 73,602,369 kg.

V. APPENDIX

Table 10: Total number of tuna fishing vessels by gears and length

Fishing gears	2020	2021	2022	2023	Number of tuna fishing vessels by length 2024					% /year
					6-12m	12-15m	15-24m	> 24m	Total 2024	
Longline	3	3	3	3	0	0	3	0	3	0,0
%	0,0	0,0	0,0	0,0	0,0	0,0	0,1	0,0	0,1	6,6
Handline	2.918	3.065	2.592	2.612	5	81	2.439	13	2.538	-3,4
%	39,2	40,3	40,3	43,0	4,3	17,9	48,1	10,1	44,0	2,9
Purse sein	2.697	2.924	2.438	2.242	78	331	1.734	87	2.230	-4,6
%	36,3	38,4	37,9	36,9	67,2	73,2	34,2	67,4	38,7	1,6
Gillnet	1.821	1.618	1.392	1.219	33	40	893	29	995	-14,0
%	24,5	21,3	21,7	20,1	28,4	8,8	17,6	22,5	17,3	-8,4
Total	7.439	7.610	6.425	6.076	116	452	5.069	129	5.766	-6,2

Table 11: Total number of tuna fishing vessels by location from 2020 to 2024

No.	Provinces	2020	2021	2022	2023	Number of tuna fishing vessels by length 2024					% /year
						6 - 12m	12 - 15m	15- 24m	> 24m	Total 2024	
1	Quang Tri	334	345	445	358	0	0	137	13	150	-18,1
2	Thua Thien Hue	129	129	145	109	0	0	105	1	106	-4,8
3	Da Nang	173	142	88	79	0	0	111	0	111	-10,5
4	Quang Nam	138	136	277	305	0	97	204	1	302	21,6
5	Quang Ngai	1.210	1.186	1.150	1.045	81	187	806	7	1.081	-2,8
6	Binh Dinh	2.037	2.088	2.068	2.103	0	0	2.061	24	2.085	0,6
7	Phu Yen	690	696	685	685	35	144	485	9	673	-0,6
8	Khanh Hoa	434	439	534	420	0	1	376	17	394	-2,4
9	Ninh Thuan	1.021	1.130	145	135	0	2	171	2	175	-35,7
10	Binh Thuan	237	248	244	212	0	21	112	0	133	-13,4
11	Ba Ria-Vung Tau	741	774	548	536	0	0	438	37	475	-10,5
12	Tien Giang	295	297	96	89	0	0	63	18	81	-27,6
	Total	7.439	7.610	6.425	6.076	116	452	5.069	129	5.766	-6,2

Table 12: Total of tuna catches by location from 2020 to 2024 (tons)

No.	Provines	2020	2021	2022	2023	2024	%/year	2024/2023 (%)
1	Quang Tri	450	590	811	715	633	8,9	-11,5
2	Thua Thien Hue	30	372	325	297	327	81,7	10,1
3	Da Nang	4.537	5.463	4.245	2.759	4.360	-1,0	58,0
4	Quang Nam	4.424	5.016	7.920	3.318	3.580	-5,2	7,9
5	Quang Ngai	9.301	5.898	19.509	17.315	18.371	18,5	6,1
6	Binh Dinh	44.214	51.332	58.555	64.239	66.554	10,8	3,6
7	Phu Yen	6.241	6.160	3.300	7.873	7.976	6,3	1,3
8	Khanh Hoa	16.347	24.812	16.681	17.165	16.085	-0,4	-6,3
9	Ninh Thuan	2.275	3.256	3.293	3.252	3.932	14,7	20,9
10	Binh Thuan	20.393	15.043	17.587	15.658	8.795	-19,0	-43,8
11	Ba Ria-Vung Tau	4.023	8.457	15.884	12.533	10.695	27,7	-14,7
12	Tien Giang	294	659	4.810	5.663	806	28,7	-85,8
	Total	112.529	127.058	152.920	150.788	142.113	6,0	-5,8

Table 13: Total of tuna catches by location by species

Provinces	2020	2021	2022	2023	Total of tuna catches in 2024 (tons)																Shark	Total 2024
					TUNAS										BILLFISH							
					BET	YFT	SKJ	ALB	LOT	KAW	FRI	BLT	DOT	BIP	BLM	BUM	MLS	SWO	OTH			
Quang Tri	450	590	811	715	0	0	101	0	304	0	26	197	0	0	0	0	0	5	0	0	633	
Thua Thien Hue	30	372	325	297	0	0	0	0	0	0	323	0	0	0	0	0	3	0	2	0	327	
Da Nang	4.537	5.463	4.245	2.759	70	105	2.600	15	99	6	795	460	23	37	35	0	0	40	75	1	4.360	
Quang Nam	4.424	5.016	7.920	3.318	0	46	1.265	0	12	616	924	717	0	0	0	0	0	0	0	0	3.580	
Quang Ngai	9.301	5.898	19.509	17.315	1	4.709	11.435	16	286	245	43	1.318	2	0	177	0	0	25	116	0	18.371	
Binh Dinh	44.214	51.332	58.555	64.239	1.078	12.310	39.947	77	3.847	0	537	7.845	0	0	341	0	0	572	0	0	66.554	
Phu Yen	6.241	6.160	3.300	7.873	46	3.692	3.136	0	311	0	216	342	0	0	54	0	0	132	47	0	7.976	
Khanh Hoa	16.347	24.812	16.681	17.165	1	2.488	6.925	177	1.390	18	1.995	1.171	0	0	1.118	0	0	295	507	0	16.085	
Ninh Thuan	2.275	3.256	3.293	3.252	4	27	1.791	0	1.067	167	498	85	239	0	0	0	0	30	23	0	3.932	
Binh Thuan	20.393	15.043	17.587	15.658	2	31	1.353	0	719	2.244	2.734	1.665	2	3	3	0	0	1	30	9	8.795	
Ba Ria-Vung Tau	4.023	8.457	15.884	12.533	29	48	4.040	0	1.530	1.033	1.700	2.160	0	0	0	59	0	0	96	0	10.695	
Tien Giang	294	659	4.810	5.663	0	0	50	0	116	592	48	0	0	0	0	0	0	0	0	0	806	
Total	112.529	127.058	152.920	150.788	1.230	23.457	72.642	285	9.680	4.919	9.840	15.960	265	40	1.727	59	3	1.100	896	10	142.113	